



Name: \_\_\_\_\_

## Our Favorite Flavor Ice Cream





### Making Predictions

1. Do you think more students like chocolate ice cream or strawberry ice cream? \_\_\_\_\_
2. Do you think more students like vanilla or chocolate ice cream? \_\_\_\_\_
3. Which ice cream flavor do you think is the most popular? \_\_\_\_\_



### Gathering Data

Ask your classmates which ice cream flavor they like the best and put a tally mark in the appropriate box.





<b>Strawberry</b> 	
<b>Chocolate</b> 	
<b>Vanilla</b> 	
<b>Other</b> 	

Name: \_\_\_\_\_



Graph the results.

Our Favorite Ice Cream Flavor

			
Strawberry	Chocolate	Vanilla	Other

Name: \_\_\_\_\_

## Interpreting the Results



1. How many kids liked **strawberry** ice cream? \_\_\_\_\_
2. How many kids liked **chocolate** ice cream? \_\_\_\_\_
3. How many kids liked **vanilla** ice cream? \_\_\_\_\_
4. Which was the most popular ice cream? \_\_\_\_\_
5. Which was the least popular ice cream? \_\_\_\_\_

## Were your predictions correct? Explain.

---

---

---

---

## What else can you learn from the graph?

---

---

---

---

---

