

Noun Phrases



Term 3

English

Year 4

2023/2024

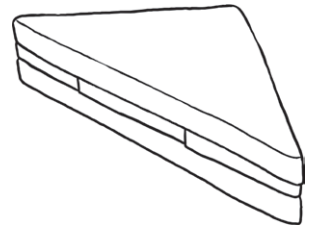


Name	
Class	

Expanded Noun Phrases

Add modifying adjectives or nouns to create your own expanded noun phrases. The first one has been done for you.

a fresh sandwich



some _____ sand

the _____, _____ gloop

some _____ marks

a few _____ feathers

hundreds of _____ ants

some _____ slime

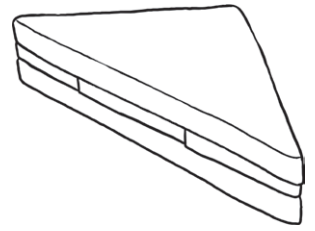
lots of _____ bubbles

a disgusting, _____ sandwich

Expanded Noun Phrases

You might have created some of the expanded noun phrases below:

a **fresh** sandwich



some **gritty** sand

the **smelly, green** gloop

some **black tyre** marks

a few **grimy crow** feathers

hundreds of **tiny, jittery** ants

some **slippery, sticky** slime

lots of **gooey, grey** bubbles

a **disgusting, stinky** sandwich

Grammar: Expanded Noun Phrases

Learning from Home Activity Booklet

Year 2 Programme of Study – Spelling, Punctuation and Grammar.

Statutory requirements	Activity sheet	Page number
create expanded noun phrases for description and specification [for example, the blue butterfly, plain flour, the man in the moon]	Find the Pattern	2
	Let's Expand	3
	Take a Challenge	4

Note for parents and carers:

A noun is a thing, person or idea. An expanded noun phrase provides extra information about the noun. You can use adjectives within your expanded noun phrase to describe and specify details about the noun. Expanded noun phrases build a clearer, more detailed picture in the reader's mind of the noun being described. The expansion can come before the noun or after.



Find the Pattern

A good way of creating expanded noun phrases is to follow this pattern:

The adjective noun with adjective noun.


For example:

The fierce dragon with sharp teeth.

Try creating some expanded noun phrases for these pictures:







Let's Expand

You can also add more than one adjective before or after the noun. When you do this, you must put a comma between the two adjectives. For example:

The old, creepy house with broken, dark windows.

Try creating some expanded noun phrases for these pictures:





Take a Challenge







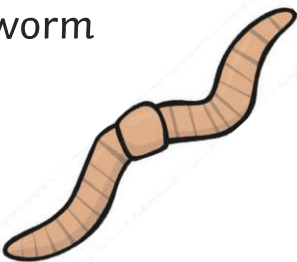





You can expand your noun phrases even further by turning them into a sentence, like this:

adjective
adjective
noun
adjective
 |

 The fierce, fire-breathing dragon with sharp,
pointed claws made a bubbling potion in his cave.
 |

adjective
noun
verb
adjective
noun
noun

Try making your own sentences using these pictures:

giant 	elephant 	grandpa 	lion 
monkey 	pizza 	worm 	teacher 
spider 	alien 	jelly 	motorbike 

Describing Settings

Using Expanded Noun Phrases

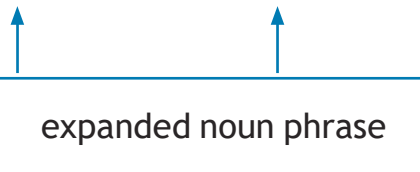
An expanded noun phrase is a phrase made up of a noun and at least one adjective. We can add them to sentences to make them more descriptive.

Here is a simple sentence: **There are trees in the park.**


We can add adjectives before one of the nouns so that it becomes:



There are **huge, towering trees** in the park.



Can you add some adjectives to create expanded noun phrases within the sentences below?



The desert was empty.

Describing Settings Using Expanded Noun Phrases



The rainforest has so many plants.



The lake is surrounded by trees.



The sea is refreshing.

Describing Settings Using Expanded Noun Phrases



We visited the castle.



I rode my bike to the forest.

Describe the People Using Expanded Noun Phrases

An expanded noun phrase is a phrase made up of a **noun** and **at least one adjective**.



E.g. The lady has silky, brown hair.

adjectives

noun

Now, can you expand these sentences below using a range of adjectives?



The woman is wearing a hat.



The man is wearing overalls.

Describe the People Using Expanded Noun Phrases



The boy is pointing.



The mother is holding the baby.



The boy is baking a cake.
