

Read Write Inc.

Phonics

Got him

Red Ditty Book 2



Story by Gill Munton

Illustrated by Tim Archbold

Series developed by Ruth Miskin

OXFORD



How to use this book

Follow the advice, in italics, given for you on each page. Support the children as they read the text that is on the cream background. Follow the detailed guidance in Read Write Inc. Phonics Handbook 1.

Glossary of terms

- Fred Talk:** Fred is a puppet who can only say words in sounds. He never adds 'uh' after a consonant sound, e.g. fuh, luh, muh.
- Grapheme:** One letter or one group of letters used to write one sound, e.g. the sound 'f' can be written with the grapheme f (fun) or ff (huff) or ph (photo) the sound 'c' can be written with the grapheme c (cat) or k (key) or ck (clock)
- Green Words:** Words made up of the graphemes listed in the sound boxes on page 2
- Story Green Words are particular to the story
 - Speedy Green Words are common words that children practise reading quickly
- Red Words:** Common words with a grapheme not listed in the sound boxes, e.g. said
- Challenge Words:** Topical words with low-frequency graphemes
- Syllables:** Chunks within long words
- Root:** The part of the word that gives the most meaning

OXFORD
UNIVERSITY PRESS

Great Clarendon Street, Oxford, OX2 6DP, United Kingdom

Oxford University Press is a department of the University of Oxford. It furthers the University's objective of excellence in research, scholarship, and education by publishing worldwide. Oxford is a registered trade mark of Oxford University Press in the UK and in certain other countries

© Oxford University Press 2011

First published 2011

This edition published 2016

The moral rights of the author have been asserted.

All rights reserved. No part of this publication may be reproduced, stored in a retrieval system, or transmitted, in any form or by any means, without the prior permission in writing of Oxford University Press, or as expressly permitted by law, by licence or under terms agreed with the appropriate reprographics rights organization. Enquiries concerning reproduction outside the scope of the above should be sent to the Rights Department, Oxford University Press, at the address above.

You must not circulate this work in any other form and you must impose this same condition on any acquirer

ISBN 978-0-19-837120-5

10 9 8

Printed and bound in Great Britain by Bell & Bain Ltd.



Oxford
OWL

For school

Discover eBooks, inspirational resources, advice and support

For home

Helping your child's learning with free eBooks, essential tips and fun activities



www.oxfordowl.co.uk



Got him

Speed Sounds	2
Ditty 1 Got him	3
Ditty 2 Mix it up	7
Ditty 3 In the bin	11
Questions to talk about	15
Speedy Green Words	16



Speed Sounds

Consonants *Ask children to say the sounds.*

f	l	m	n	r	s	v	z	sh	th	ng
										nk

b	c	d	g	h	j	p	qu	t	w	x	y	ch
	k											

Vowels *Ask children to say the sounds in and out of order.*

a	e	i	o	u
---	---	---	---	---

Each box contains one sound but sometimes more than one grapheme.

*Focus graphemes for this story are **circled**.*

Ditty 1 Got him



Story Green Words

Ask children to read the words first in Fred Talk and then say the word.

☆ van got shed mud

yuk

Red Words

Ask children to practise reading the word.

☆ the

Got him

Introduction

Do you like playing hide and seek? At the start of the story, the children are looking for places to hide. What places might they choose?




1 2 3 4 5 6 7 8 9 ... 10

in **the** van
got him



in **the** shed
got him



in **the** mud
got him...



yuk



Ditty 2 Mix it up



Story Green Words

Ask children to read the words first in Fred Talk and then say the word.

chop

up

dish

mix

top

this

yum

Ask children to say the syllables and then read the whole word.

sal|lad

Red Words

Ask children to practise reading the words.

I


put

Mix it up



Introduction


This is a story about a cook making a tasty meal.



I chop it up

I put it in a big dish

I mix it up



I put this on top



salad

yum yum



Ditty 3 In the bin



Story Green Words

Ask children to read the words first in Fred Talk and then say the word.



bag

bin

hat

rug

lid

Red Words

Ask children to practise reading the words.



the

put

In the bin

Introduction

In this story the children help Mum tidy up... but there's a problem!



put this bag in **the** bin

put this hat in the bin



put this rug in
the bin



put the lid on...





Questions to talk about

Read out each question and ask children to TYP (turn to your partner) and discuss.

Ditty 1

Where is the first boy hiding?

Which hiding place do you think is the best?

Where do you hide when you play hide and seek?

Ditty 2

What does the cook do first?

Do you think the cook likes the salad?

What is your favourite vegetable?

Ditty 3

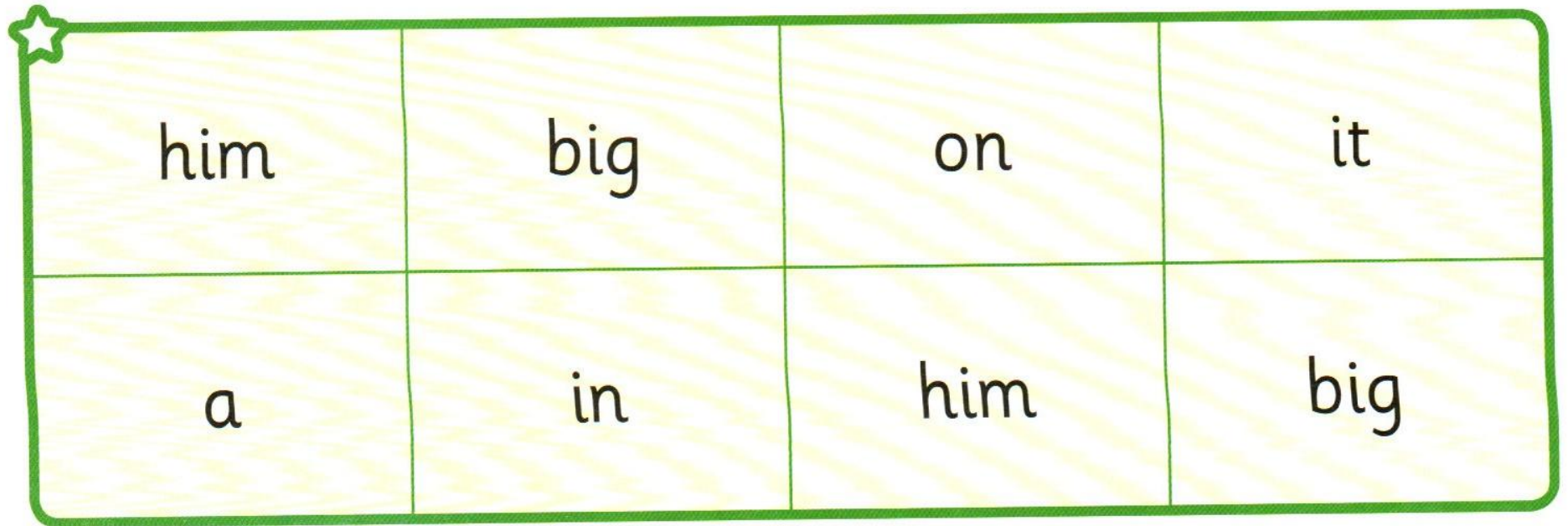
What is the second thing that Mum asks the boy to put in the bin?

Why can't they put the lid on the bin?

What sort of things do you put in the bin?

Speedy Green Words

Ask children to practise reading the words across the rows, down the columns and in and out of order clearly and quickly.



him	big	on	it
a	in	him	big

Read Write Inc.

Got him



Phonics

Red Ditty Books

- 1 Pin it on
 - 2 Got him
 - 3 A cat in a pot
 - 4 Jam
 - 5 Pick it up
 - 6 Wuff wuff
 - 7 Let's sing
 - 8 Let's swim
 - 9 Cluck
 - 10 In the mud
- ☆ Use the Red Ditty Books and Get Writing! Red Ditty Books after learning Speed Sounds Set 1.

OXFORD
UNIVERSITY PRESS

How to get in touch:

web www.oxfordprimary.co.uk
email primary.enquiries@oup.com
tel. +44 (0) 1536 452610
fax +44 (0) 1865 313472

ISBN 978-0-19-837120-5



9 780198 371205