

**Read Write Inc.**

**Phonics**

**Pin it on**  
**Red Ditty Book 1**



Story by Gill Munton

Illustrated by Tim Archbold

Series developed by Ruth Miskin

**OXFORD**





## How to use this book

Follow the advice, in italics, given for you on each page. Support the children as they read the text that is on the cream background. Follow the detailed guidance in Read Write Inc. Phonics Handbook 1.

## Glossary of terms

- Fred Talk:** Fred is a puppet who can only say words in sounds. He never adds 'uh' after a consonant sound, e.g. fuh, luh, muh.
- Grapheme:** One letter or one group of letters used to write one sound, e.g. the sound 'f' can be written with the grapheme f (fun) or ff (huff) or ph (photo) the sound 'c' can be written with the grapheme c (cat) or k (key) or ck (clock)
- Green Words:** Words made up of the graphemes listed in the sound boxes on page 2
- Story Green Words are particular to the story
  - Speedy Green Words are common words that children practise reading quickly
- Red Words:** Common words with a grapheme not listed in the sound boxes, e.g. said
- Challenge Words:** Topical words with low-frequency graphemes
- Syllables:** Chunks within long words
- Root:** The part of the word that gives the most meaning

**OXFORD**  
UNIVERSITY PRESS

Great Clarendon Street, Oxford, OX2 6DP, United Kingdom

Oxford University Press is a department of the University of Oxford. It furthers the University's objective of excellence in research, scholarship, and education by publishing worldwide. Oxford is a registered trademark of Oxford University Press in the UK and in certain other countries.

© Oxford University Press 2011

First published 2011

This edition published 2016

The moral rights of the author have been asserted.

All rights reserved. No part of this publication may be reproduced, stored in a retrieval system, or transmitted, in any form or by any means, without the prior permission in writing of Oxford University Press, or as expressly permitted by law, by licence or under terms agreed with the appropriate reprographics rights organization. Enquiries concerning reproduction outside the scope of the above should be sent to the Rights Department, Oxford University Press, at the address above.

You must not circulate this work in any other form and you must impose this same condition on any acquirer

ISBN 978-0-19-837119-9

10 9 8

Printed and bound in Great Britain by Bell & Bain Ltd.



**Oxford**  
**OWL**

**For school**

Discover eBooks, inspirational resources, advice and support

**For home**

Helping your child's learning with free eBooks, essential tips and fun activities



**www.oxfordowl.co.uk**



# Pin it on

Speed Sounds	2
Ditty 1 Pin it on	3
Ditty 2 Let's run	7
Ditty 3 A fun hat	11
Questions to talk about	15
Speedy Green Words	16



# Speed Sounds

**Consonants** *Ask children to say the sounds.*

f	l	m	n	r	s	v	z	sh	th	ng
										nk

b	c	d	g	h	j	p	qu	t	w	x	y	ch
	k											

**Vowels** *Ask children to say the sounds in and out of order.*

a	e	i	o	u
---	---	---	---	---

*Each box contains one sound but sometimes more than one grapheme.*

*Focus graphemes for this story are **circled**.*



# Ditty 1 Pin it on



## Story Green Words

*Ask children to read the words first in Fred Talk and then say the word.*

pin

on

not

leg

chin

tum

yes

*Ask children to read the root first and then the whole word with the ending.*

that → that's

# Pin it on



## **Introduction**

*In this story, some children are playing a game called 'Pin the tail on the donkey'. They are blindfolded, and need to attach the tail to the right place. Let's see how they do!*

pin it on



not on its leg



not on its chin




not on its tum



yes

that's it

pin it on





# Ditty 2 Let's run



## Story Green Words

*Ask children to read the words first in Fred Talk and then say the word.*



zip

up

run

*Ask children to read the root first and then the whole word with the ending.*

let → let's

## Red Words

*Ask children to practise reading the word.*



put

# Let's run



## **Introduction**

*Do you like snow? It can be exciting when it snows, but you need to be wearing the right clothes when you go out!*



put it on

zip it up



put it on



put them on



let's run





# Ditty 3 A fun hat



## Story Green Words

*Ask children to read the words first in Fred Talk and then say the word.*



hen

in

red

hat

fox

sun

man

top

kid


fun

# A fun hat



## **Introduction**

*Do you have any hats? In this story, we see lots of special hats...*



a hen in a red hat



a fox in a sun hat



a man in a top hat



a kid in a fun hat







# Questions to talk about

*Read out each question and ask children to TTYP (turn to your partner) and discuss.*

## **Ditty 1**

*Where does the first girl pin the tail?*

*Do the children like playing the game?*

*What sort of games do you like to play at parties?*

## **Ditty 2**

*What is the second thing that the boy puts on?*

*What do Mum and the boy do in the snow?*

*What do you put on when you go out in the snow?*

## **Ditty 3**


*What type of hat does the fox have?*

*Which hat is your favourite?*

*How many other sorts of hats can you think of?*

# Speedy Green Words

Ask children to practise reading the words across the rows, down the columns and in and out of order clearly and quickly.




it	on	a	on
a	it	on	it



**Read Write Inc.**

# Pin it on



# Phonics

## Red Ditty Books

- 1 Pin it on
- 2 Got him
- 3 A cat in a pot
- 4 Jam
- 5 Pick it up
- 6 Wuff wuff
- 7 Let's sing
- 8 Let's swim
- 9 Cluck
- 10 In the mud

★ Use the Red Ditty Books and Get Writing! Red Ditty Books after learning Speed Sounds Set 1.

**OXFORD**  
UNIVERSITY PRESS

### How to get in touch:

**web** [www.oxfordprimary.co.uk](http://www.oxfordprimary.co.uk)  
**email** [primary.enquiries@oup.com](mailto:primary.enquiries@oup.com)  
**tel.** +44 (0) 1536 452610  
**fax** +44 (0) 1865 313472

ISBN 978-0-19-837119-9



9 780198 371199