



Science Department

2023/2024

Year 1

Term 1

Revision pack 1

Name:

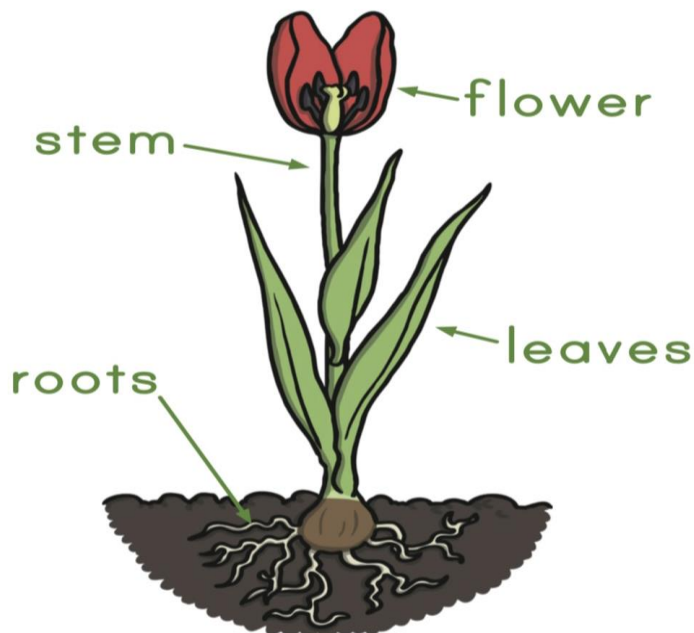
Class:

1-Living things and non-living things

Plants and animals are alive. They are living things. All things need food and water.



2-Parts of a plant



3-Functions of a plant

Roots absorb nutrients and water from the soil.

Stem holds the plant straight and transports water to the rest of the plant.

Leaves make food for the plant.

4-What plant needs for growth

Light

Air

Water

Nutrients



If plants do not have enough water they can die.



If plants have too much water they can die.

5-Sound




When you are **near** to a sound source the sound is louder.



When you are **far away** from a sound source the sound is quieter

6-Sound source

A thing that makes a sound is called a sound source. We hear sounds with our ears.



7-Loud and quiet sounds



8-Sound moves

Sounds move away from a sound source. We hear the sound when it gets to our ears. We call this listening.

9-Materials in my world

Everything around us is made from material. Objects might be made from:




10-Properties of materials



Some materials are flexible.



Some materials are rigid.



11-Changing materials

We can change the shape of most materials.



Most materials can be **stretched**, **compressed**, **twisted** or **bent**.

12-Soil



Soil is made of bits of rock, living things and living things that have died.

You can find soil if you dig a hole.

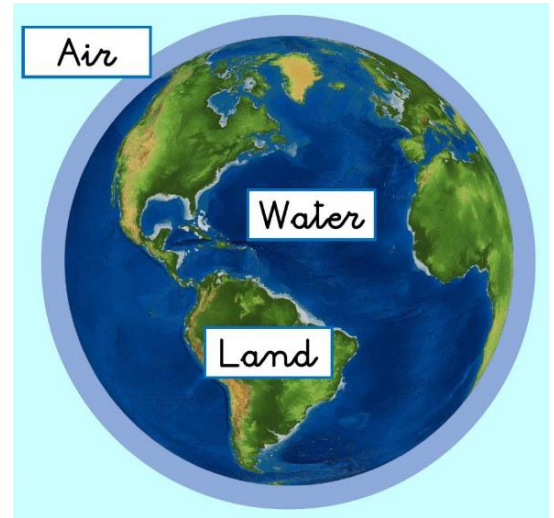
You can find soil in a plant pot.



13-Earth

The planet we live on is called Earth. When we recycle materials we can use them again. When we recycle we make less waste.

Some parts of the surface of Earth are dry land, but some parts are covered by water. You live on planet Earth. Planet Earth is very big. It is shaped like a ball.



14-Rocks

Some rocks are very big and some are very small. Stones are small rocks. Sand is made of very small pieces of rock. People dig out rocks in a place called a quarry. They use tools and diggers to get the rocks.

