

## > 1.5 How can we care for our environment?

### We are going to:

- find out about how people can change the environment
- make observations and record them in pictures and tables
- make predictions and see if they are right.

### Getting started

- Have you seen **litter** where you live?  
Tell a friend about what you have seen.
- Draw an animal which might be hurt by litter.

**litter**

**material**


**nature reserve**

**protect**

**recycle**



## 1 Environments and habitats



People can affect the environment. We build many things like houses, roads and bridges. We plant trees and even new forests. We can do good and bad things for the environment.

This beach is covered in litter. Dirty water comes from the pipe. Litter is bad for animals and plants.

### Questions

- 1 How can this litter harm the animals and plants?
- 2 What can we do to protect the animals and plants shown in the picture?

### Activity 1

#### Litter

Go outside and look for places where people have not cared for the environment.




## 1.5 How can we care for our environment?

### Continued

Write, draw or photograph what you see.

- 1 How could people care for the environment better?
  - 2 Why do people drop litter?
  - 3 What could you do to help? Talk about your ideas.
- Make a poster to show your ideas.



These children are helping to **protect** the environment.

### Questions

- 1 What are the children in the picture doing?
- 2 Which materials can you **recycle** in school?



## Activity 2


### Making a nature reserve

We can improve the environment and make better habitats for animals and plants.


These children are looking at their school garden. It has not been cared for.

There are few plants and animals.

The children want to make this place into a **nature reserve**.



Plan how to make a nature reserve. It must be a good habitat for plants and animals. Write and draw your ideas.



## Think like a scientist

## Survey the environment

Remember that litter can be dangerous,  
so talk to an adult before you pick up litter.

Predict whether places in the school grounds  
will be good for living things.

Now look around the school grounds.  
Perhaps you can also visit places outside school.

Look for a good habitat for plants and animals.  
Do you see litter? Make notes like this.

Place	Predict – is this a good place for living things?	Is it a good habitat?	Is there litter?	How could we improve this place?
school car park area	no	no – there are no plants	paper and plastic	we can remove the litter and sow some seeds
street outside school	no	no – there is only one tree	card and paper	we could plant a tree
school allotment	yes	yes – there are many plants and animals	no	we could grow plants here for the school car park

### Continued

Talk about the things you found. Were your predictions right?  
Could you do things to help the animals and plants?  
Who might help you?

### How am I doing?

Could you make the area around your home better?  
Tell a friend what you could do to improve your local environment.

When I am learning about the environment, does it help me to go outside and look for myself?

### Look what I can do!

- I can talk about ways that people can change the environment.
- I can record my observations with drawings and tables.
- I can make predictions and see if they are right.

