

Student Name: _____






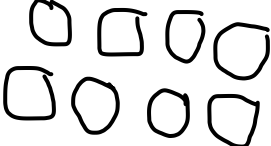
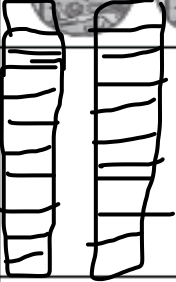


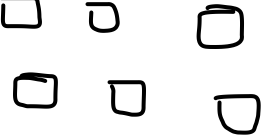
Class: _____

Tens and Ones

To say what each digit in a two-digit number represents.



Complete the table. Use resources to help you.

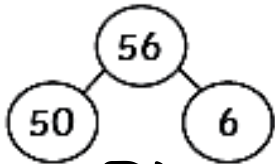
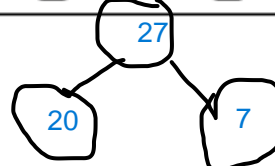
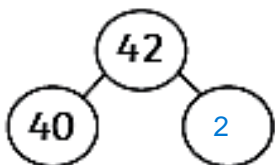
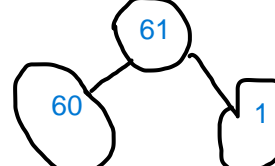
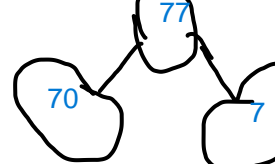


Number	Value of Tens	Value of Ones
56		
47		
38		
29		
16		

Tens and Ones

To say what each digit in a two-digit number represents.




Complete the table. Use resources to help you.

Number	Value of Tens	Value of Ones	Part-Whole Model
56	50	6	
27	20	7	
42	40	2	
61	60	1	
77	70	7	
51	50	1	
33	30	3	

Odd and Even Colouring Stars to Twenty

Colour the odd stars **yellow** and the even stars **orange**.



What colour would a star with the number 22 in be?

orange

Is My Number Odd or Even?

We are always told that even numbers can be shared into two even groups.

Colour the even numbers on the chart blue.

1	2	3	4	5	6	7	8	9	10
11	12	13	14	15	16	17	18	19	20
21	22	23	24	25	26	27	28	29	30
31	32	33	34	35	36	37	38	39	40
41	42	43	44	45	46	47	48	49	50
51	52	53	54	55	56	57	58	59	60
61	62	63	64	65	66	67	68	69	70
71	72	73	74	75	76	77	78	79	80
81	82	83	84	85	86	87	88	89	90
91	92	93	94	95	96	97	98	99	100

Odd numbers	Even numbers
1 83 15 27 89 37 49 61	2 14 26 40 50 60 70
3 85 71	4 82 72 100
5 77 17 29 91 39 51 63	6 84 16 30 42 52 62
7 87 19 73 31 93 41 53 65	8 18 32 44 54 64 74
9 79 21 75 33 95 43 57 67	10 20 34 88 46 56 66 76
11 81 23 35 97 45 59 69	12 22 36 48 58 68 80 90
13 25 99 47	14 24 38 50 60 70 80 90
	16 26 36 46 56 66 76 86 96
	18 28 38 48 58 68 78 88 98
	20 30 40 50 60 70 80 90
	22 32 42 52 62 72 82 92
	24 34 44 54 64 74 84 94
	26 36 46 56 66 76 86 96
	28 38 48 58 68 78 88 98
	30 40 50 60 70 80 90
	32 42 52 62 72 82 92
	34 44 54 64 74 84 94
	36 46 56 66 76 86 96
	38 48 58 68 78 88 98
	40 50 60 70 80 90
	42 52 62 72 82 92
	44 54 64 74 84 94
	46 56 66 76 86 96
	48 58 68 78 88 98
	50 60 70 80 90
	52 62 72 82 92
	54 64 74 84 94
	56 66 76 86 96
	58 68 78 88 98
	60 70 80 90
	62 72 82 92
	64 74 84 94
	66 76 86 96
	68 78 88 98
	70 80 90
	72 82 92
	74 84 94
	76 86 96
	78 88 98
	80 90
	82 92
	84 94
	86 96
	88 98
	90
	92
	94
	96

Pick 'n' Mix

I can estimate the number of objects in a group then count to check.



Estimate 10

Check 16



Estimate 6

Check 8




Estimate 12

Check 20



Estimate 13

Check 18



Estimate 11

Check 10



Estimate 18

Check 14

Which has more? Estimate then check.



A

16



B

8

Estimate B

Check A

Tens and Ones Worksheet

Name _____

Date _____

Fill in the blanks with correct number

65 $\frac{6}{5}$ tens
 ones

62 $\frac{6}{2}$ tens
 ones

34 $\frac{3}{4}$ tens
 ones

12 $\frac{1}{2}$ tens
 ones

56 $\frac{5}{6}$ tens
 ones

45 $\frac{4}{5}$ tens
 ones

67 $\frac{6}{7}$ tens
 ones

27 $\frac{2}{7}$ tens
 ones

89 $\frac{8}{9}$ tens
 ones

80 $\frac{8}{0}$ tens
 ones

92 $\frac{9}{2}$ tens
 ones

99 $\frac{9}{9}$ tens
 ones

85 $\frac{8}{5}$ tens
 ones

48 $\frac{4}{8}$ tens
 ones

70 $\frac{7}{0}$ tens
 ones

39 $\frac{3}{9}$ tens
 ones

Ordering Numbers

To order numbers to 100.



Can you order the following numbers from smallest to greatest?

1. 14, 39, 22, 41, 50 → 14, 22, 39, 41, 50

2. 88, 77, 55, 66, 44 → 44, 55, 66, 77, 88

3. 11, 37, 90, 8, 13 → 8, 11, 13, 37, 90

Can you order the following numbers from greatest to smallest?

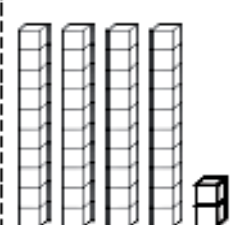
4. 64, 39, 21, 43, 70 → 70, 64, 43, 39, 21

5. 80, 79, 70, 69, 61 → 80, 79, 70, 69, 61

6. 10, 39, 90, 9, 19 → 90, 39, 19, 10, 9

Can you order these numbers from smallest to greatest? Cut out the boxes at the bottom of the page and stick them in order.

25	30	42	49	50
----	----	----	----	----

30 + 20 50	two tens and five ones 25	30 30	forty-nine 49	 42
--------------------------	---	---------------------	-----------------------------	---

Counting in 10s

Challenge

When you count in 10s, what do you notice about the numbers?

Complete the following sequences:

a	10	20	30	40	50	60
b	50	60	70	80	90	100
c	40	50	60	70	80	90
d	20	30	40	50	60	70
e	100	90	80	70	60	50
f	30	40	50	60	70	80
g	70	60	50	40	30	20
h	10	20	30	40	50	60
i	90	80	70	60	50	40
j	60	50	40	30	20	10


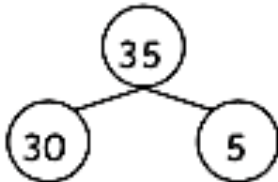

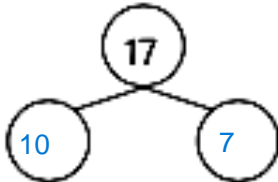
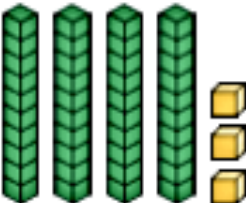
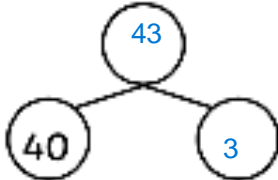
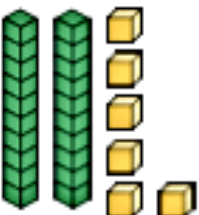
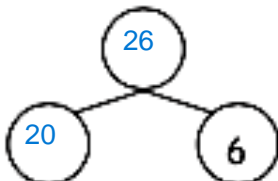

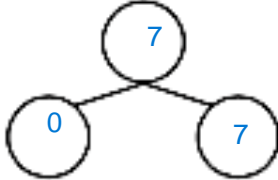
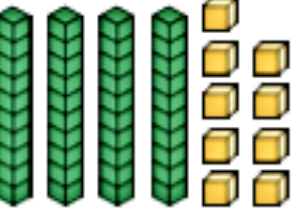
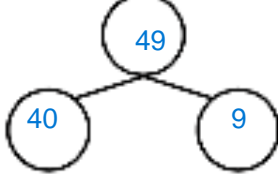
Complete the number square below:

1	2	3	4	5	6	7	8	9	10
11	12	13	14	15	16	17	18	19	20
21	22	23	24	25	26	27	28	29	30
31	32	33	34	35	36	37	38	39	40
41	42	43	44	45	46	47	48	49	50
51	52	53	54	55	56	57	58	59	60
61	62	63	64	65	66	67	68	69	70
71	72	73	74	75	76	77	78	79	80
81	82	83	84	85	86	87	88	89	90
91	92	93	94	95	96	97	98	99	100

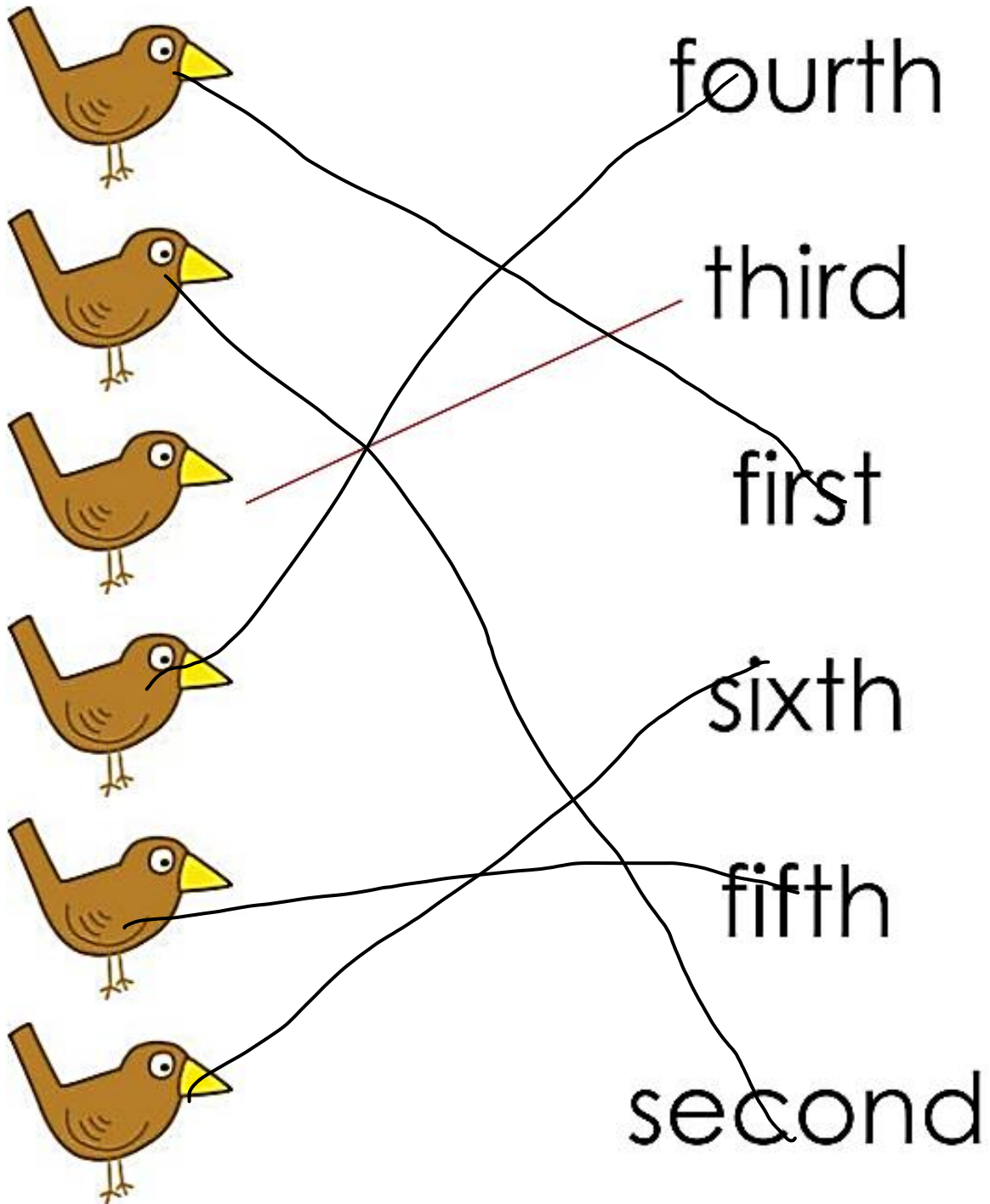
Partitioning within 50

Make and Count

Make the amount shown with base ten equipment. Count them and record the total. Fill out the part-whole model by partitioning the total into tens and ones. Then, complete the sentences. The first one has been done for you.

Make	Count	Part-Whole Model	Complete
	35		There are 3 tens. There are 5 ones.
	17		There are <u>1</u> tens. There are <u>7</u> ones.
	43		There are <u>4</u> tens. There are <u>3</u> ones.
	26		There are <u>2</u> tens. There are <u>6</u> ones.
	7		There are <u>0</u> tens. There are <u>7</u> ones.
	49		There are <u>4</u> tens. There are <u>9</u> ones.

Connect each bird to its ordinal number.



fourth

third

first

sixth

fifth


second

Count by 2s, and fill in the missing numbers.

2	4	6	8	10
12	14	16	18	20
22	24	26	28	30
32	34	36	38	40
42	44	46	48	50
52	54	56	58	60
62	64	66	68	70
72	74	76	78	80
82	84	86	89	90
92	94	96	98	100



Count by 5s and group the burgers.



Skip count by 5 and complete the number line.



Skip count by 5 and complete the number line.

