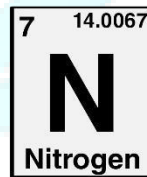
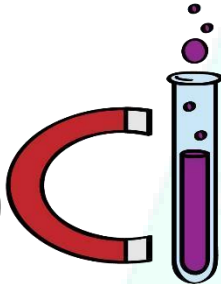
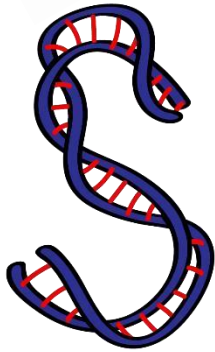


ASPIRE
INTERNATIONAL SCHOOL



Science Department

2023/2024

Year 4

Term 1, Week 4

Name:


Class:

1. Sort and group animals:

The pictures show different kinds of animals.



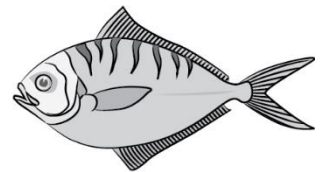
eagle




snail



crab



fish




hen



earthworm




locust



goat



owl



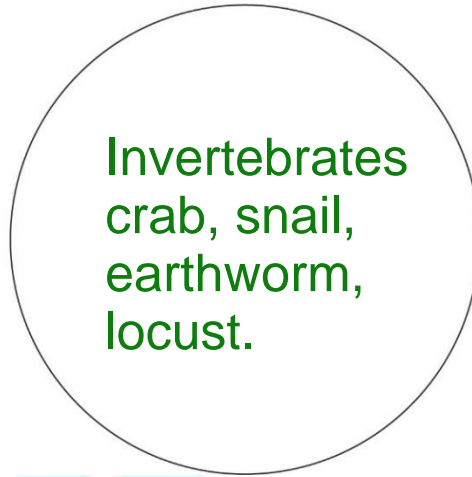
snake

Sort the animals into two groups. Write the names of the animals in each group in the circles.

Group A



Group B



b Which features of the animals did you use to sort them into the groups?

Group A: Animals with bones/vertebrates.

Group B: Animals with no bones/invertebrates.

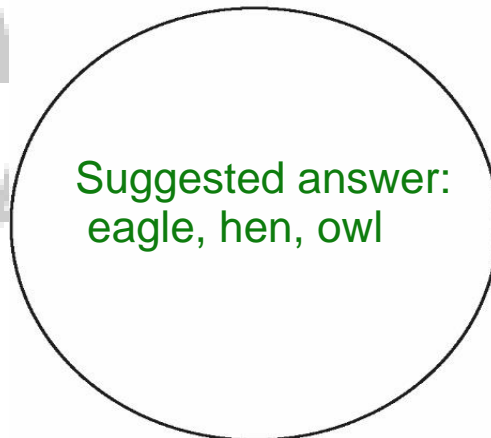
c Suggest a name for each group. Write the names in the spaces above the circles.

Same answer in previous question

2 Look at the animals in your groups. What other group can you make from them?

a Write the names of the animals in your new group in the circle.

Group C



b Suggest a name for your group. Write the name in the space beside the circle.

Suggested answer: birds

2. True or false:

1. The Rib cage protects our lungs only. (False)
2. Our skeleton grows and gets bigger. (True)
3. Our skeleton is made of 306 bones. (False)
4. Bones and muscles are strong and hard. (False)
5. All the muscles in our body is attached to the bones. (False)
6. Muscles make us move. (False)
7. When muscles get shorter, they pull on the bones we say that the muscles relax. (False)
8. Muscles work in pairs one contracts and the other relaxes.(True)
9. Sitting still for a long time keep us healthy. (False)
10. Muscles and bones are attached together with tendons. (True)

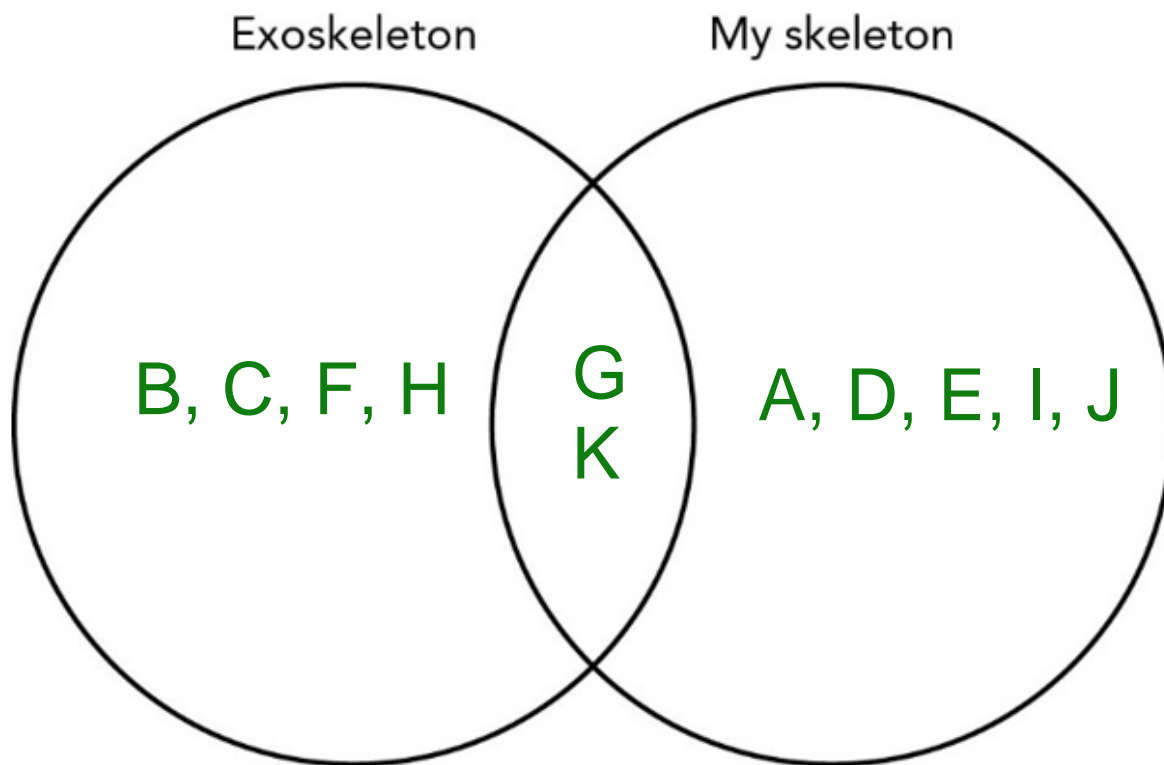
ASPIRE
INTERNATIONAL SCHOOL

3.

These are some features of an exoskeleton and your skeleton.

- | | |
|--|-----------------------------------|
| A found inside the body | G protects organs inside the body |
| B found outside of the body | H stops the body from drying out |
| C made of a hard substance called chitin | I forms a framework for the body |
| D made of bone | J grows as the body grows |
| <u>E</u> can grow | K hard and strong |
| F cannot grow | |

Use the information above to complete the Venn diagram/sorting circles comparing an exoskeleton and your skeleton. Write the letters A to K on to the diagram with the shared features in the overlapping part.



4. Draw a line to match each word with its meaning. The first one has been done for you.

Word	Meaning
Skeleton	the bones in your chest
Bones	the bones in your back
Skull	the bone that joins your leg to the upper part of your body
Rib cage	the hard, strong frame that supports our body
Spine	the bone that moves when we eat or talk
Hip	hard parts that form the skeleton
Jaw	the bones of the head

ASPIRE INTERNATIONAL SCHOOL