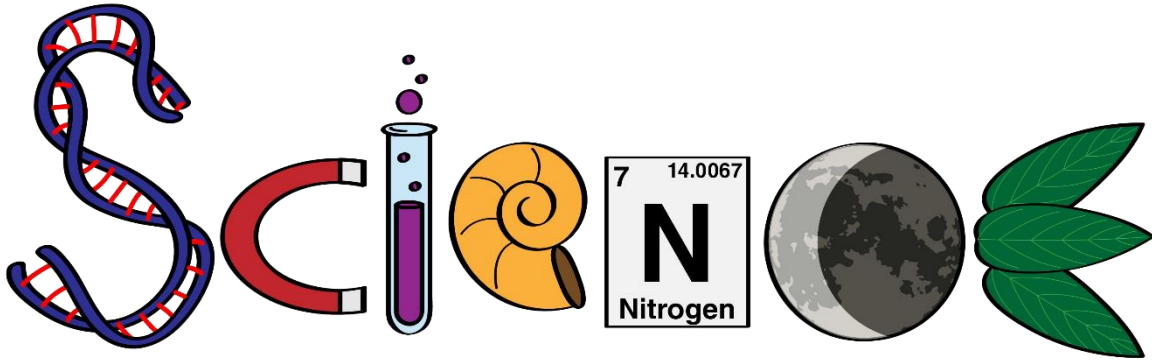




**ASPIRE**  
INTERNATIONAL SCHOOL



Science Department  
2023/2024  
Year 2  
Term 1, Week 2  
Worksheets 2

Name: .....

Class: .....

1. Each of these pictures shows something that is either **alive**, **used to be alive** or something that has **never lived**. Draw lines to join them to the correct box.

alive

used to be alive

never lived

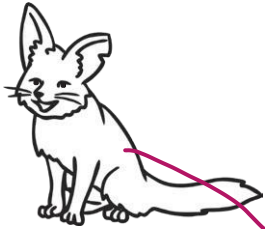
2. Each of these statements describes something that is either **alive** or **not alive**. Write either **alive** or **not alive** next to each statement:

- It does not need food. not alive
- It can have babies alive
- It can grow and move. alive


3. Match each animal to the most suitable habitat.




forest



underground



river


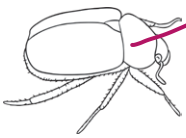
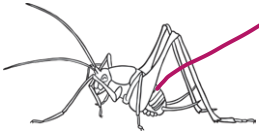
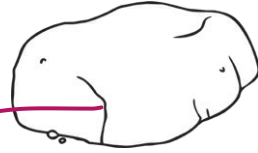



ocean



rainforest

4. Put these insects (minibeasts) into the habitat you would be most likely to find them. Draw a line between them.



5. Write the word: **flower**, **root**, **fruit**, **leaves** or **seeds** under each item to show which part of the plant it comes from. Use each word once only:



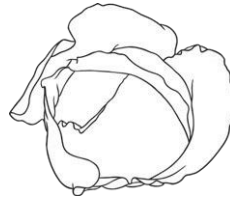
seeds



root



flower



leaves



fruit

## Habitat Fact File Activity

Animal name: \_\_\_\_\_


Habitat:



forest




river



desert



arctic



mountain




river



mountain



forest



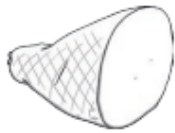
savanna

**Picture or Photo**

Draw an animal

**Draw something interesting about this animal.**

**Eats:**



meat

plants

both