
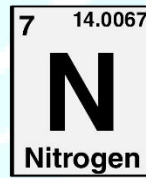
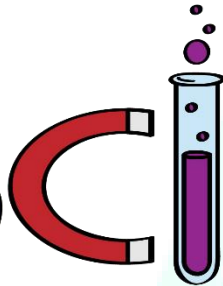
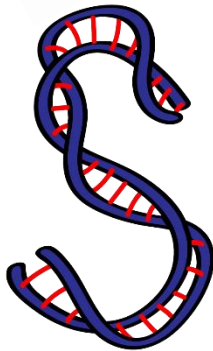




**ASPIRE**  
INTERNATIONAL SCHOOL



Science Department

2023/2024

Year 7

Term 1, Week 3

ASPIRE

INTERNATIONAL SCHOOL

Name: .....

Class: .....

# Worksheet: 2.3A

## Linking words and meanings

Draw lines to link the words to the explanations.

when a liquid changes to a gas

melting

when a solid changes to a liquid

freezing

when a gas changes to a liquid

evaporation

when a liquid changes to a solid

condensation

INTERNATIONAL SCHOOL

# Worksheet: 2.3B

## Making links

1 For each pair of words, write a sentence that links them together.

For example: solid and freeze. If you freeze water it becomes solid ice.

a Liquid and gas.

---

---

b Melting and solid.

---

---

c Evaporate and gas.

---

---

d Heat and vibrations.

---

---

e Particles and fixed position.

---

---

**2** Explain the meanings of the following terms:

**a** condense

---

---

**b** change of state

---

---

**c** properties

---

---

**d** vacuum

---

---

ASPIRE  
INTERNATIONAL SCHOOL



# Worksheet: 2.3C

## Linking ideas

Look at the words in the boxes. Draw lines between them where you can think of a link. Write on them if this makes it clearer. You may link several words. One link has been done for you as an example.

