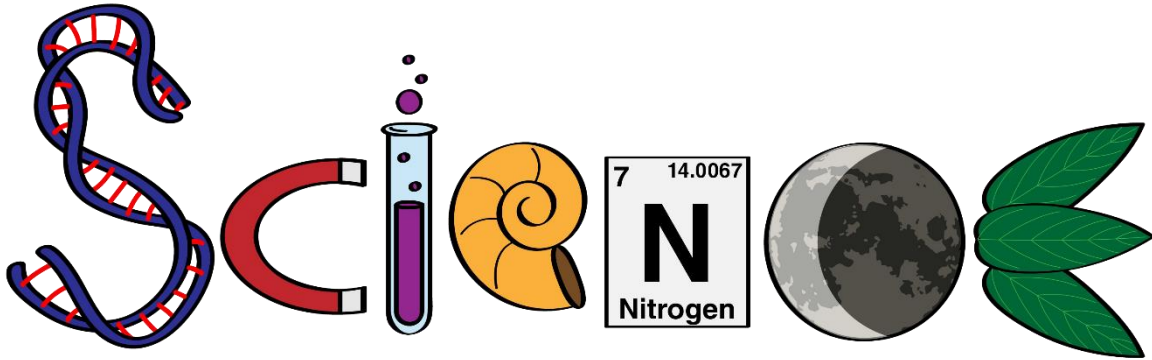




**ASPIRE**  
INTERNATIONAL SCHOOL



Science Department  
2023/2024  
Year 2  
Term 1, Week 2  
Worksheets 2

Name: .....

Class: .....

1. Each of these pictures shows something that is either **alive**, **used to be alive** or something that has **never lived**. Draw lines to join them to the correct box.



alive

used to be alive

never lived

2. Each of these statements describes something that is either **alive** or **not alive**. Write either **alive** or **not alive** next to each statement:

- It does not need food. \_\_\_\_\_
- It can have babies \_\_\_\_\_
- It can grow and move. \_\_\_\_\_


3. Match each animal to the most suitable habitat.




forest



underground



river

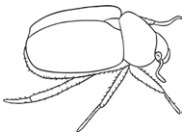
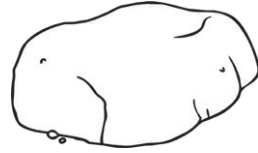
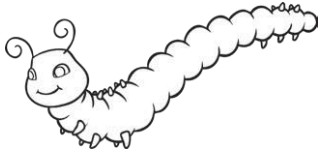


ocean



rainforest

4. Put these insects (minibeasts) into the habitat you would be most likely to find them. Draw a line between them.












5. Write the word: **flower**, **root**, **fruit**, **leaves** or **seeds** under each item to show which part of the plant it comes from. Use each word once only:



## Habitat Fact File Activity

Animal name: \_\_\_\_\_

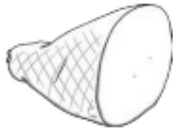
Habitat:

<input type="radio"/>		<input type="radio"/>		<input type="radio"/>	
<input type="radio"/>		<input type="radio"/>		<input type="radio"/>	
<input type="radio"/>		<input type="radio"/>		<input type="radio"/>	

**Picture or Photo**

**Draw something interesting  
about this animal.**

**Eats:**



meat

plants

both