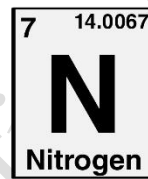
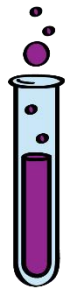
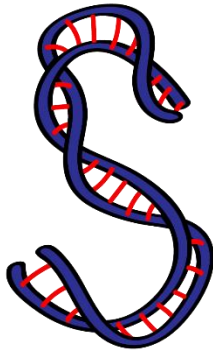




ASPIRE
INTERNATIONAL SCHOOL



Science Department

2023/2024

Year 8

Term 1, Week 1

Worksheets 1

Name:

Class:

1

Here are some plants growing in a pot.



(a) The plants are put in a cupboard with no light for a few days.

What will they look like after being in the cupboard?

.....
..... [1]

(b) The plants are taken out of the cupboard.

They are put in the light for a few days.

What will they look like after a few days in the light?

.....
..... [1]

(c) The plants are put back into the cupboard with no light for a few weeks.

What will happen to the plants after a few weeks in the cupboard?

.....
..... [1]

2

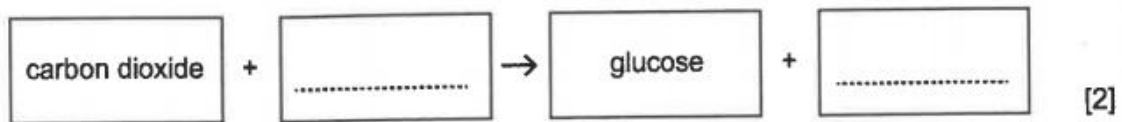
(a) The boxes show some parts of plants and the function of the parts.

Draw a line from each part to match its function.

part	function
flower	photosynthesis
leaf	absorption of water
root	transport of water and minerals
stem	reproduction

[3]

(b) Complete the word equation for photosynthesis.



3

Pierre and Carlos investigate how light affects plant growth.

(a) Write down **two** factors they need to keep the same in their investigation.

- 1
- 2 [2]

(b) Write down the factor they change.

..... [1]

(c) What do they measure to get their results?

..... [1]

4

Marta grows tomato plants in her greenhouses.



(a) Name the process plants use to make their own food.

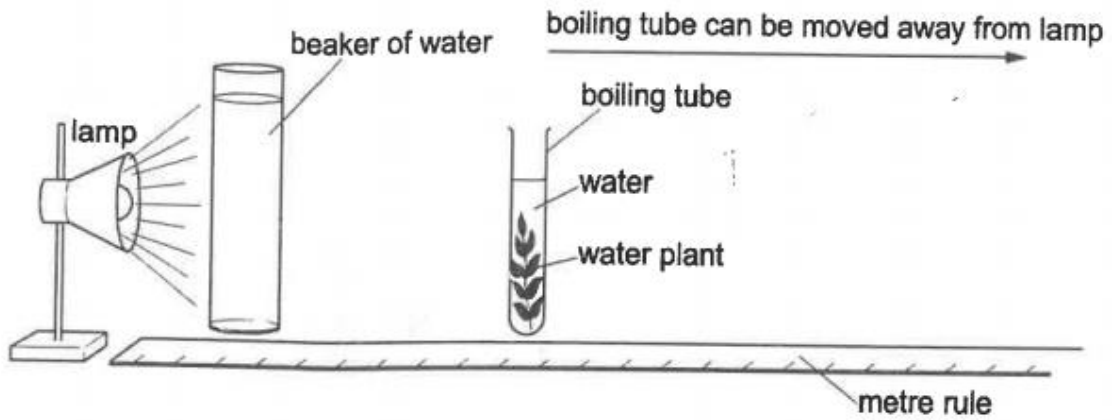
..... [1]

Aspire

5

Hassan investigates how light affects photosynthesis.

Here is the equipment he uses.



He counts the number of bubbles of gas the water plant makes in one minute.

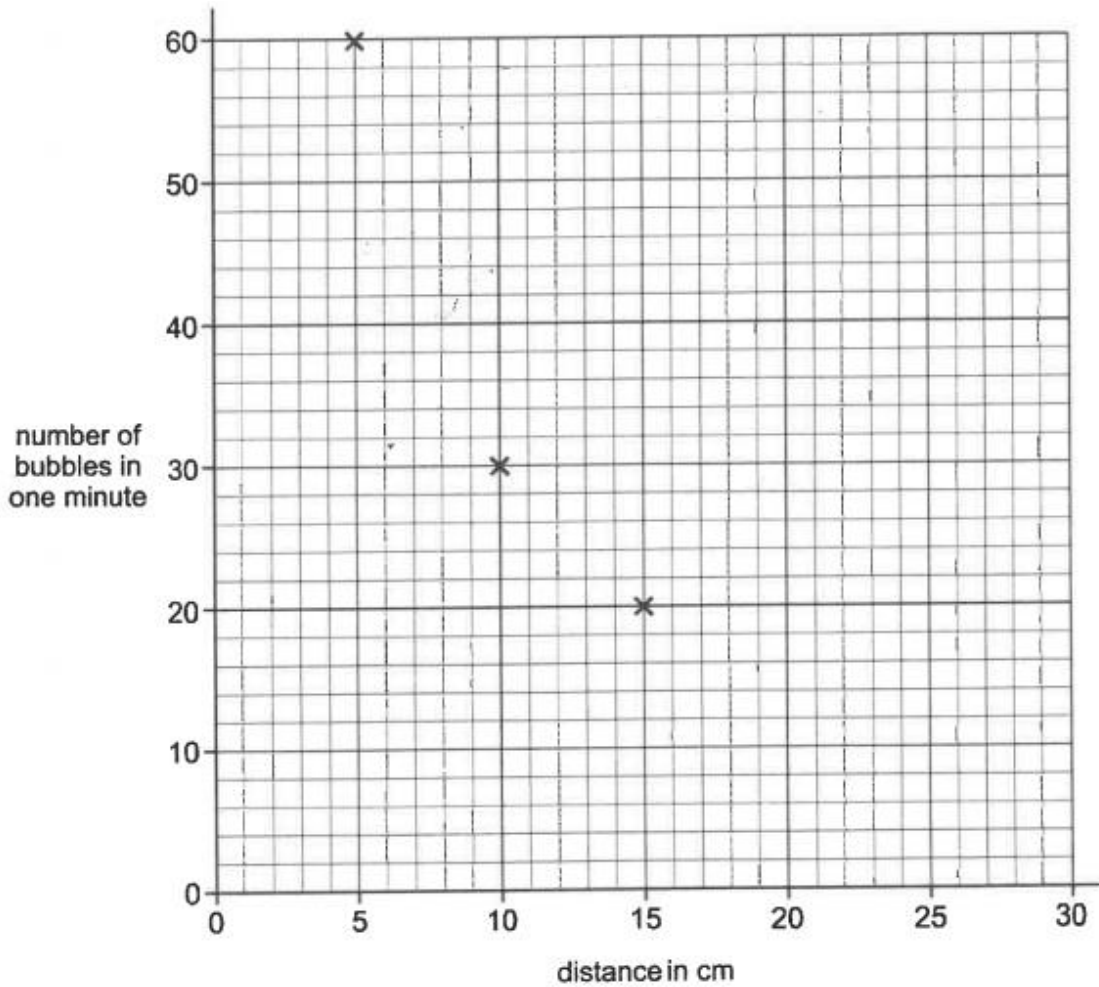
He does this with the water plant at different distances from the lamp.

Here are Hassan's results.

distance of water plant from lamp in cm	number of bubbles of gas in one minute
5	60
10	30
15	20
20	15
25	20
30	10

(a) Draw a line graph and join the points with a curved line.

The first three points have been plotted for you.



(3)

(b) Hassan thinks one of the results may be wrong.

Complete the sentences to explain how you can tell the result may be wrong.

The result that may be wrong is the one for a distance of cm.

This is because [2]

(c) Complete the conclusion.

As the water plant is moved away from the lamp, the amount of light on it

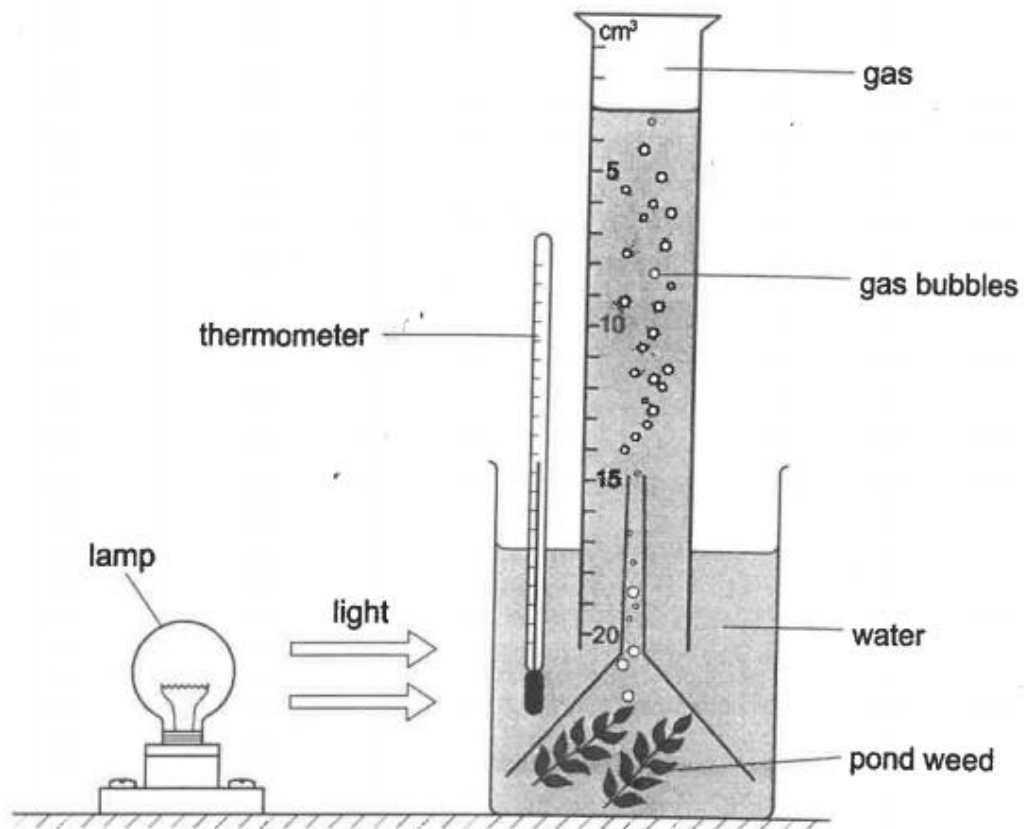
.....

This makes the rate of photosynthesis [2]

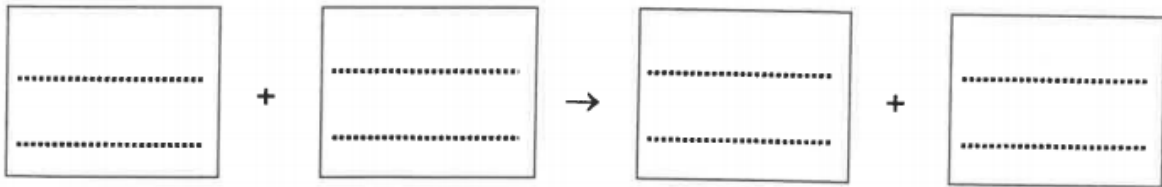
6

A group of students investigate photosynthesis using pond weed.

The diagram shows the equipment they use.



(a) (i) Write down the word equation for photosynthesis.



[2]

(ii) The diagram shows the volume of gas they collect after 5 minutes.

Write down this volume.

..... [1]

(b) The students want to increase the volume of gas the pond weed makes in 5 minutes.

(i) The students use a drinking straw to bubble some of their breath into the water.

The volume of gas the pond weed makes increases.

Explain why.

..... [1]

(ii) Suggest and explain one **other** way the students could increase the volume of gas this pond weed makes in 5 minutes.

.....
.....
..... [2]

ASPI